



ಬೃಹತ್ ಬೆಂಗಳೂರು ಮಹಾನಗರ ಪಾಲಿಕೆ  
Bruhat Bengaluru Mahanagara Palike



# BBMP COVID-19 WAR ROOM BULLETIN - 08.06.2021

BBMP / COVID-19 WAR ROOM / BULLETIN – 442/ 08.06.2021 / #BBMPfightsCOVID19



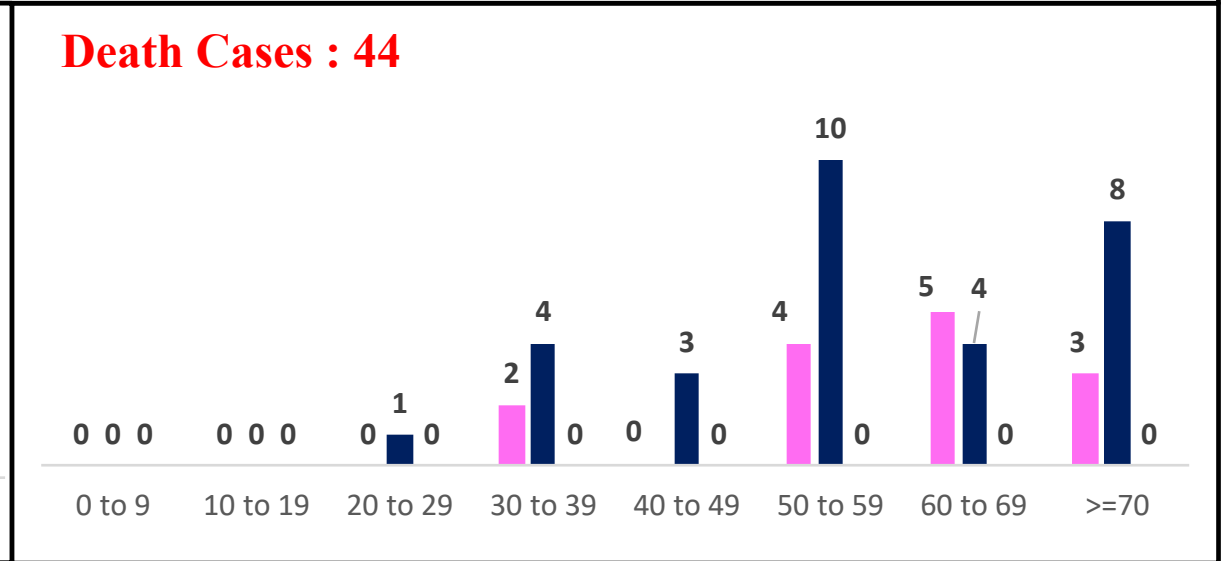
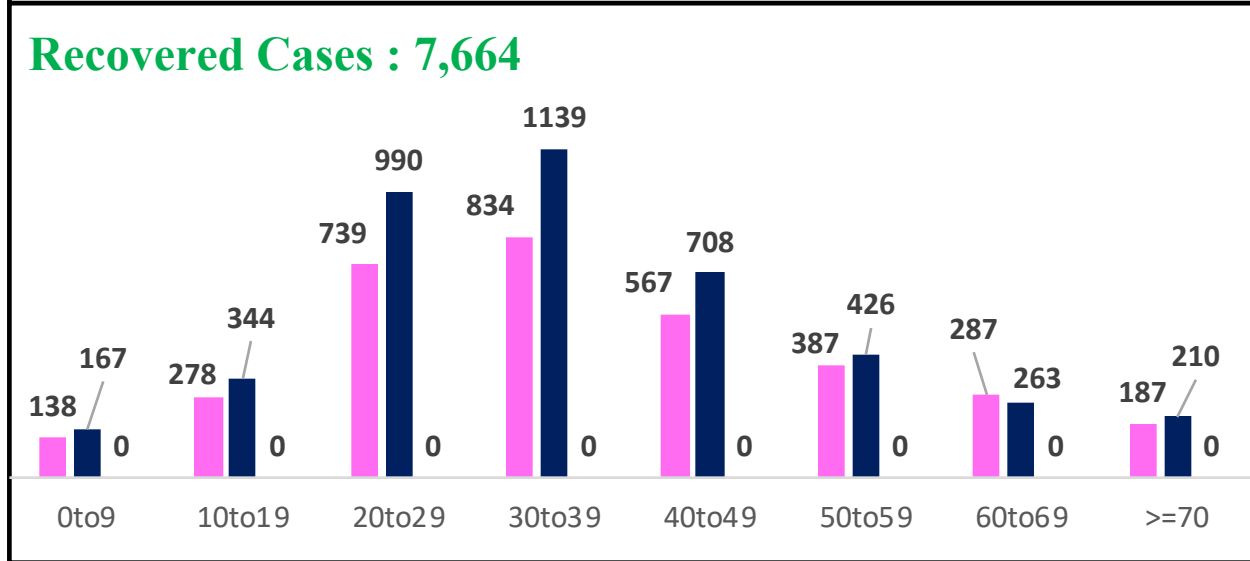
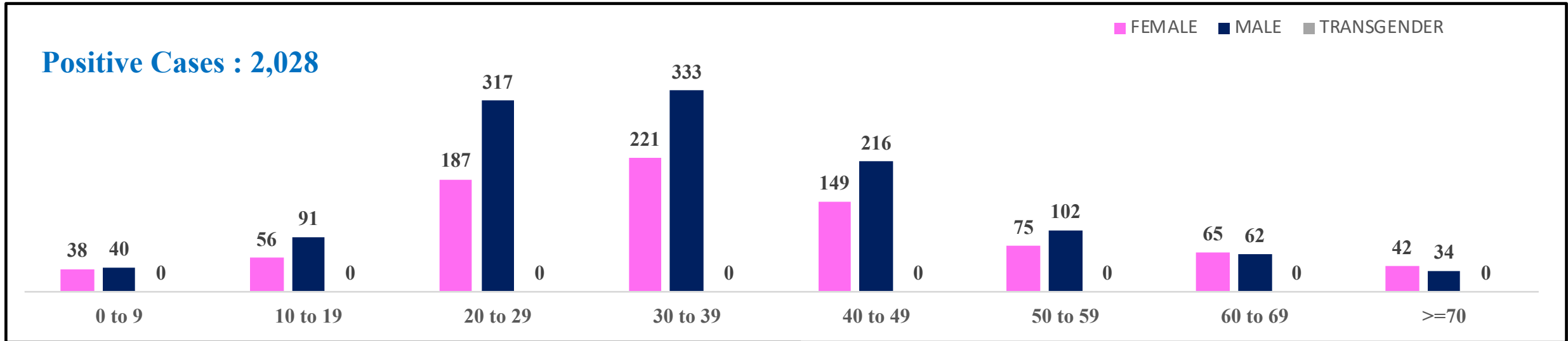
# ABSTRACT OF COVID-19 CASES IN BENGALURU



	MALE	FEMALE	TRANSGENDER	MALE	FEMALE	TRANSGENDER	TOTAL	
	Last 24 Hours	Last 24 Hours	Last 24 Hours	Cumulative	Cumulative	Cumulative	Last 24 Hours	Cumulative
<b>Positive Cases</b>	1,195	833	0	7,09,562	4,77,456	128	<b>2,028</b>	<b>11,87,146</b>
<b>Recovered Cases</b>	4,247	3,417	0	6,39,296	4,30,671	95	<b>7,664</b>	<b>10,70,062</b>
<b>Death Cases</b>	30	14	0	9,590	5,525	4	<b>44</b>	<b>15,119</b>
<b>Total Tests Done</b>	<b>In Last 24 hrs : 70,439</b>					<b>Cumulative : 1,33,71,168</b>		
<b>ACTIVE CASES</b>					<b>1,01,965</b>			



# LAST 24 HOURS AGE GROUP AND GENDER WISE DISTRIBUTION





# SNAPSHOT OF BENGALURU COVID-19 CASES IN LAST 8 WEEKS



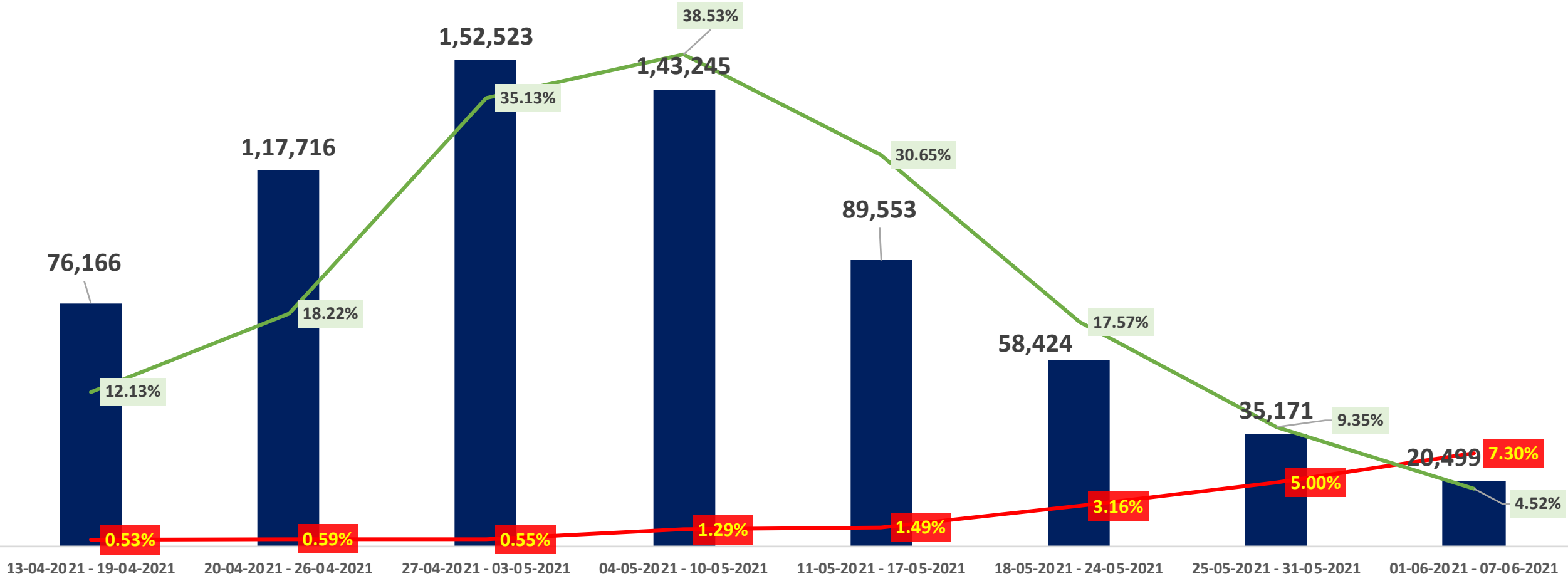
	13/04/21 TO 19/04/21	20/04/21 TO 26/04/21	27/04/21 TO 03/05/21	04/05/21 TO 10/05/21	11/05/21 TO 17/05/21	18/05/21 TO 24/05/21	25/05/21 TO 31/05/21	01/05/21 TO 07/06/21
<b>Total Positive Cases</b>	76,166	1,17,716	1,52,523	1,43,245	89,553	58,424	35,171	20,499
<b>Total Recovered Cases</b>	18,506	25,636	56,191	80,416	1,09,954	1,77,995	1,09,241	60,740
<b>Total Death Cases</b>	402	690	846	1,845	1,331	1,845	1,759	1,496
<b>Case Fatality Rate</b>	0.53%	0.59%	0.55%	1.29%	1.49%	3.16%	5.00%	7.30%
<b>Total Tests Conducted</b>	6,27,903	6,46,196	4,34,125	3,71,799	2,92,210	3,32,487	3,76,211	4,53,838
<b>Positivity Rate</b>	12.13%	18.22%	35.13%	38.53%	30.65%	17.57%	9.35%	4.52%



# POSITIVITY AND MORTALITY RATE OF BENGALURU – LAST 8 WEEKS

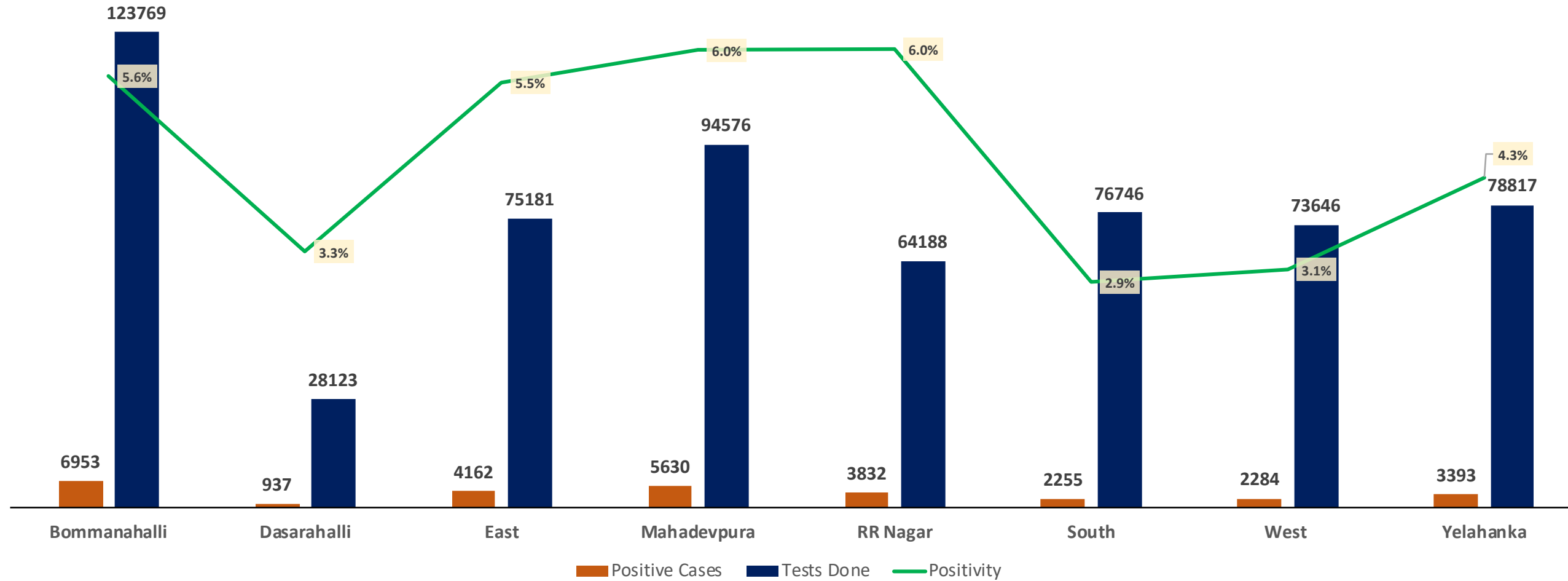


■ Total Positive Cases    — Case Fatality Rate    — Positivity Rate



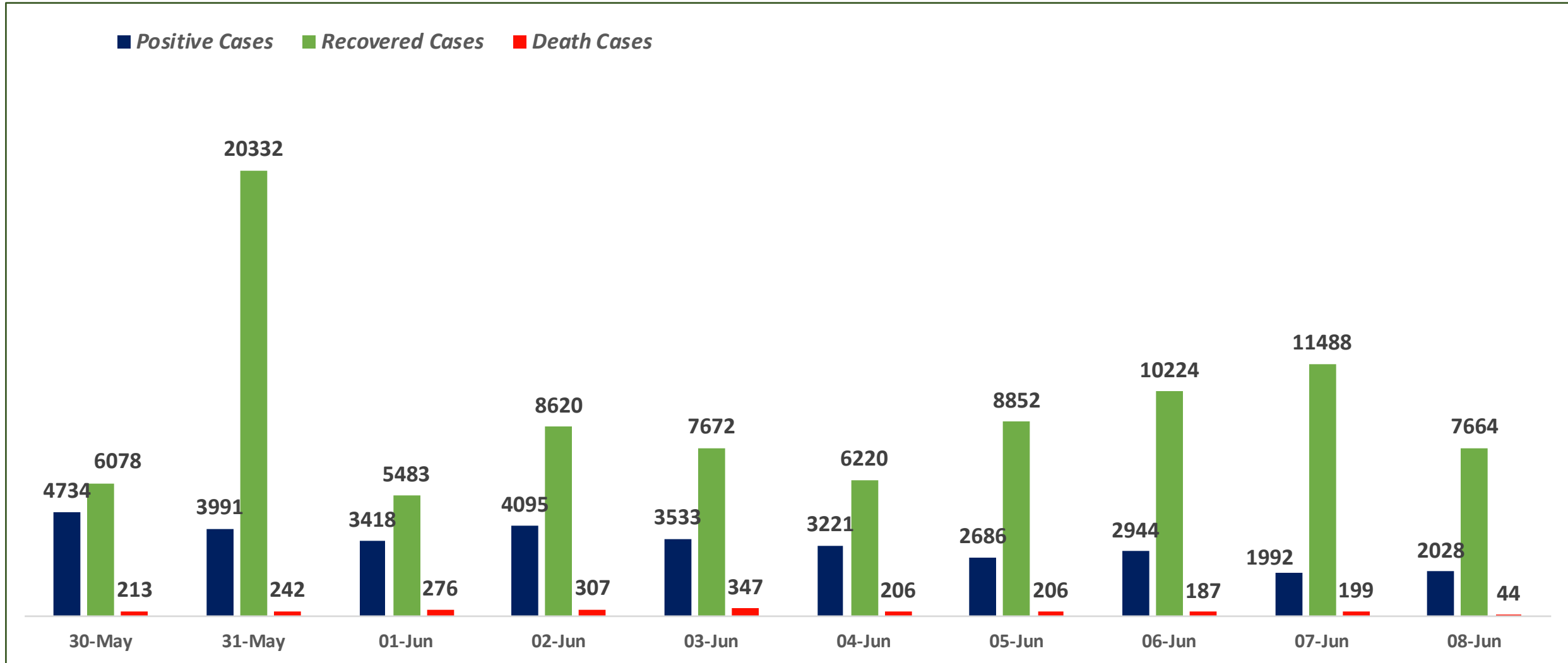


# ZONE WISE POSITIVITY TREND IN LAST 10 DAYS





# SNAPSHOT OF POSITIVE, RECOVERED AND DEATH CASES OVER LAST 10 DAYS ACROSS BBMP ZONES

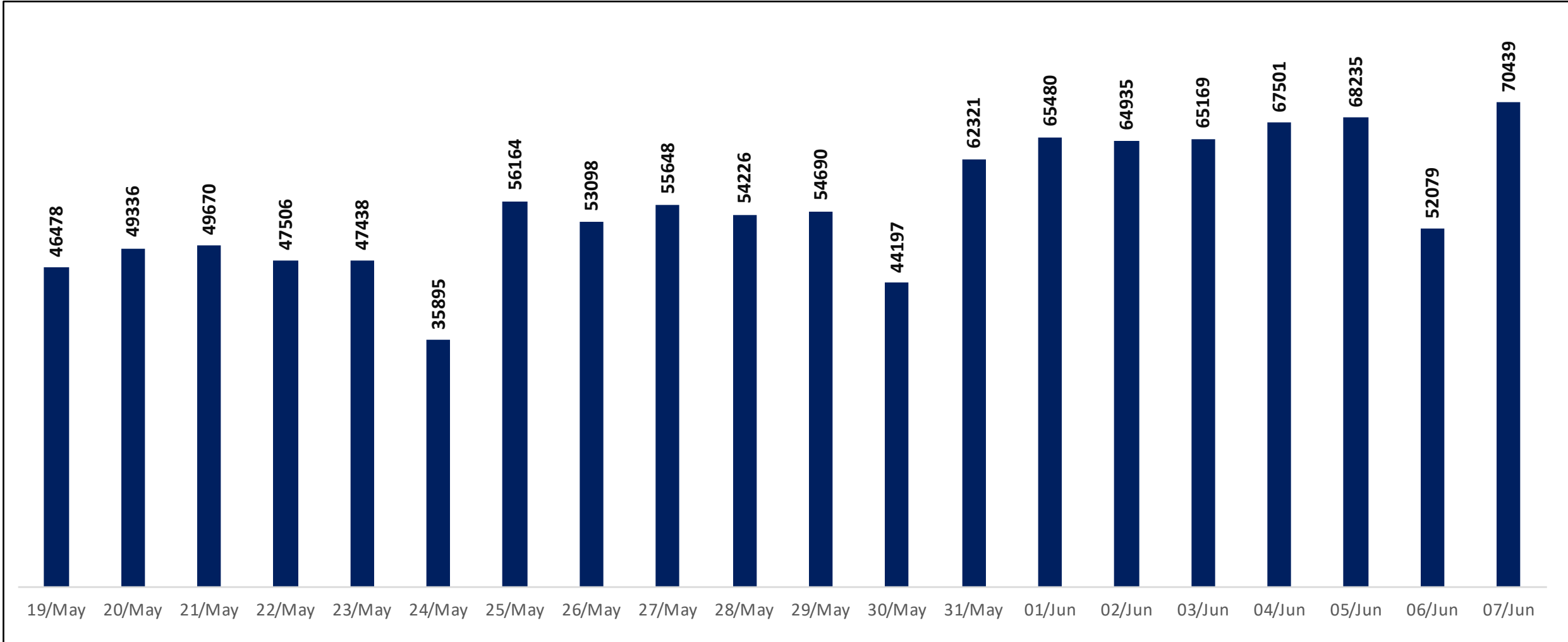




# TESTING TRENDS IN BENGALURU



Total Test Conducted Till Date	Test Conducted Last 24 hours
1,33,71,168	70,439





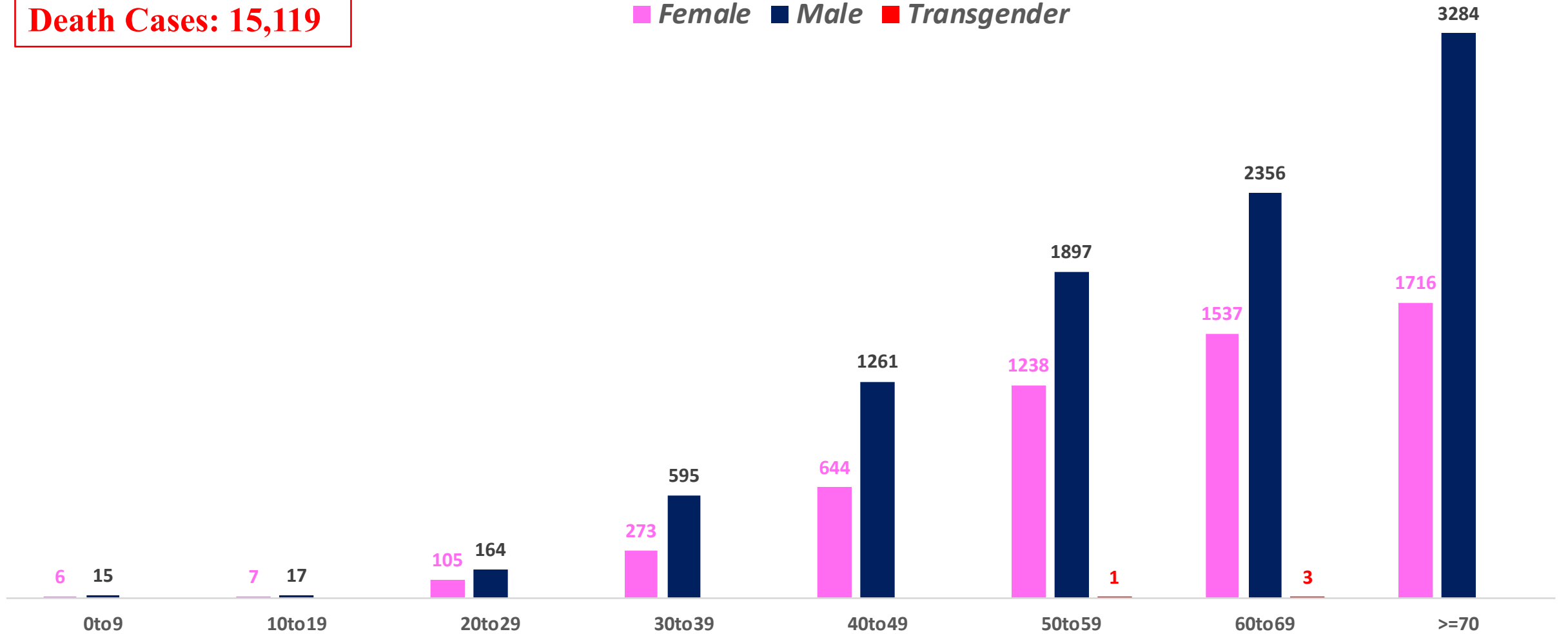


# AGE AND GENDER WISE DISTRIBUTION OF DEATH CASES



**Death Cases: 15,119**

■ Female ■ Male ■ Transgender





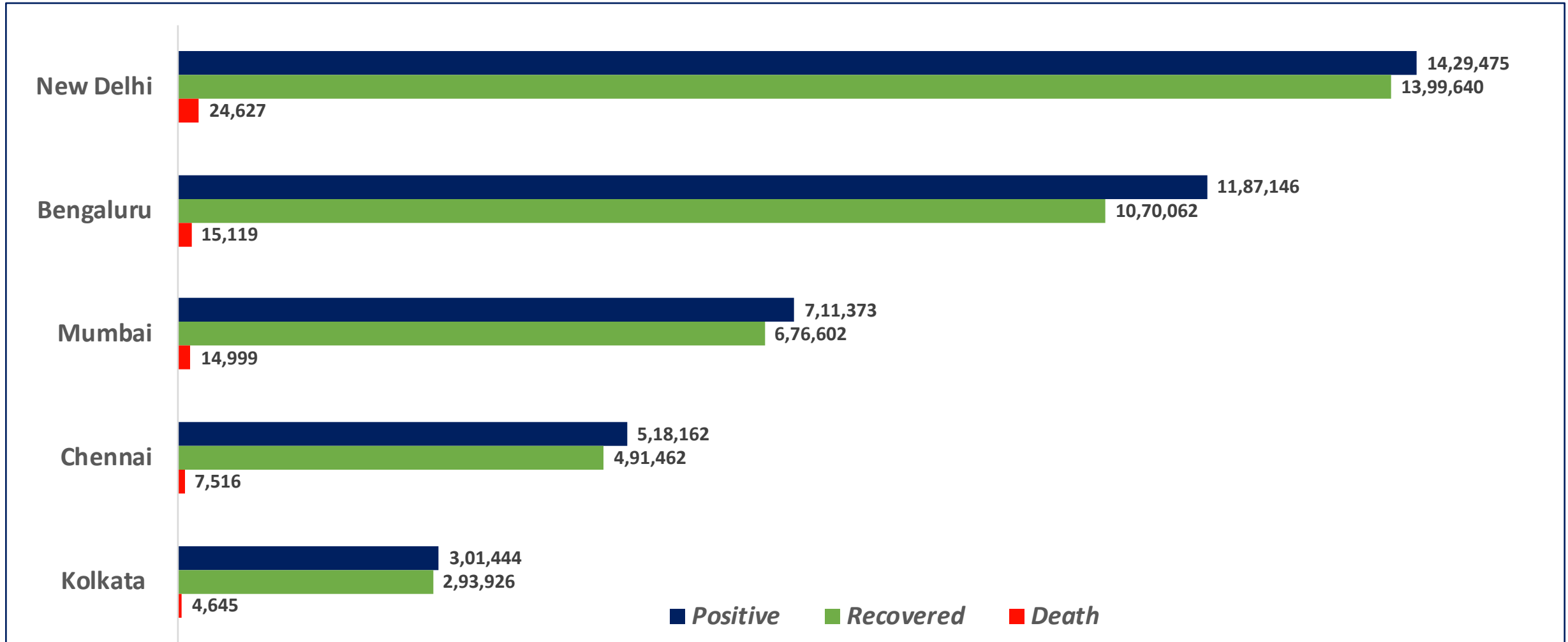
# TOP 10 COVID19 AFFECTED INDIAN STATES AS ON 07.06.2021



Total Positive Cases	Total Recovered Cases	Total Death Cases
<p>Maharashtra 58,42,000</p>	<p>Maharashtra 55,64,348</p>	<p>Maharashtra 1,00,470</p>

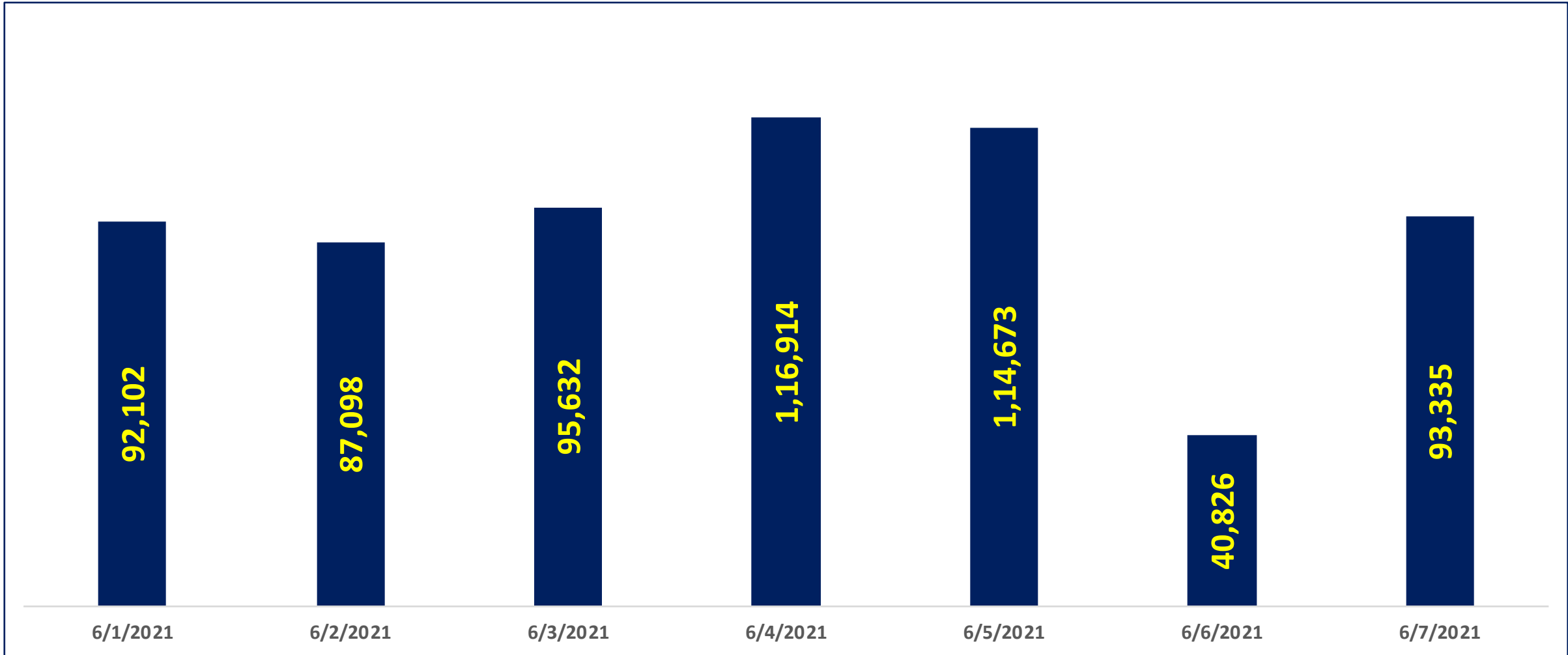


# BENGALURU AND METROPOLITIAN CITIES AS ON 07.06.2021





# TOTAL VACCINATION DONE IN LAST 7 DAYS





# COVID BED STATUS AS ON 08.06.2021



SR. NO.	Facility Type	No. of Hospital	Total Allocated Beds for C+ Patients					Occupied Beds for C+ Patients					Net Available Beds for C+ Patients				
			Gen Beds	HDU	ICU Beds	ICU-V	Total	Gen Beds	HDU	ICU Beds	ICU-V	Total	Gen Beds	HDU	ICU Beds	ICU-V	Total
1	Government Medical Colleges	4	60	615	63	82	820	10	127	61	70	268	50	488	2	12	552
2	Government Hospitals	16	676	219	70	147	1,112	250	148	46	120	564	426	71	24	27	548
3	Private Medical Colleges	12	3,966	2,342	136	203	6,647	76	318	95	162	651	3,890	2,024	41	41	5,996
4	Private Hospitals	143	2,637	1,736	335	219	4,927	476	716	252	182	1,626	2,161	1,020	83	37	3,301
5	Covid Care Centre	56	1,674	1,352	-	-	3,026	438	145	-	-	583	1,236	1,207	-	-	2,443
<b>Total Beds</b>		<b>231</b>	<b>9,013</b>	<b>6,264</b>	<b>604</b>	<b>651</b>	<b>16,532</b>	<b>1,250</b>	<b>1,454</b>	<b>454</b>	<b>534</b>	<b>3,692</b>	<b>7,763</b>	<b>4,810</b>	<b>150</b>	<b>117</b>	<b>12,840</b>



# SNAPSHOT OF COVID-19 CASES IN BENGALURU URBAN



**Total Wards With  
>100 Cases\* :  
83**

**Tests Conducted  
On 07.06.2021:  
70,439**

**Recovery  
Rate:  
90.14%**

**Total  
Active Cases :  
1,01,965**

**Total Vaccinated on  
07.06.2021:  
93,335**

**Positivity  
Rate\* :  
4.52%**

**Active  
Rate:  
8.59 %**

**Case  
Fatality Rate\* :  
7.30%**



\*Total positive cases In the past 10 days

\*CFR and positivity is for Past 7 days



ಬೃಹತ್ ಬೆಂಗಳೂರು ಮಹಾನಗರ ಪಾಲಿಕೆ  
Bruhat Bengaluru Mahanagara Palike



<b>Download BBMP Bulletin</b>	<a href="https://apps.bbmpgov.in/covid19/mediabulletin.php">https://apps.bbmpgov.in/covid19/mediabulletin.php</a>
<b>For BBMPCovid19 Bed Status:</b>	<a href="https://apps.bbmpgov.in/covid19/en/Bedstatus.php">https://apps.bbmpgov.in/covid19/en/Bedstatus.php</a>
<b>To register for vaccination :</b>	<a href="https://selfregistration.cowin.gov.in/">https://selfregistration.cowin.gov.in/</a>
<b>BBMP COVID19 Dashboard:</b>	<a href="https://apps.bbmpgov.in/covid19/">https://apps.bbmpgov.in/covid19/</a>
<b>Follow us on:</b>	 <a href="http://www.facebook.com/bbmp.comm1/">www.facebook.com/bbmp.comm1/</a>
	 <a href="https://twitter.com/BBMPCOMM">twitter.com/BBMPCOMM</a>

Issued by:

Honorable Chief Commissioner, BBMP  
Special Commissioner Health & IT, BBMP  
MD, Bengaluru Smart City Limited

THANK YOU !

